

# Southeastern Photographic Society Exposure Notes

May 2011

[www.spsatlanta.org](http://www.spsatlanta.org)

Our Next Monthly Meeting is June 3, 2011

## May Competition - Churches and Graveyards

Explore the architecture and mood of these beautiful and sometimes haunting environments.

### **President's Message**

As I write this I'm on vacation in Maui – probably the most beautiful scenery I've ever had the pleasure to experience. My wife Daphne made sure that this was going to be a "photography vacation" and so has scouted out many locations for us to visit for the express purpose of [trying] to capture the iconic beauty of the place. I'm doing my best to take full advantage of the situation and am working on new HDR workflows and techniques that I hope to be able to share will you in a new workshop in the not too distant future.



Please remember the Decatur Art Walk coming up the weekend of the 27th and I hope you'll come out to Sanniches 'N Such to view the SPS Gallery show, grab a bite to each, and visit with some of your SPS friends who are exhibiting in this show. The grand opening is the evening of the 27th but it will be open for the whole Art Walk weekend.

Lastly, I'm still looking for someone who can step in and help as our refreshments chairperson in charge of the snacks and drinks we have at our regular 1st Friday club meetings. If you're interested, please contact me for details.

Now, take that lens cap off and get out there and shoot!

Ken

### **In This Issue...**

|  | Page |
|--|------|
| <i>June Speaker and Judge</i>                            | 2    |
| <i>Camera Shake-Hand Held vs. Tripod</i>                 | 2    |
| <i>Meet-A-Member</i>                                     | 3    |
| <i>April Competition Winners</i>                         | 4–6  |
| <i>Membership News</i>                                   | 7    |
| <i>16 Behaviors of a Serious Photographer</i>            | 8–9  |
| <i>Upcoming Opportunities to Show Off Your Work</i>      | 10   |
| <i>NG3C News</i>   | 10   |
| <i>Procedure for Digital Submission Image Sizing</i>     | 11   |
| <i>2011 Competition Themes</i>                           | 12   |
| <i>SPS Officers, Directions, and Contact Information</i> | 13   |

---

## *June Speaker and Judge*

---

We are pleased to welcome back to SPS David Akoubian as a judge and guest speaker for June. From **David's website** [www.bearwoodsphoto.com](http://www.bearwoodsphoto.com) ;

David has been photographing for over 30 years and has compiled a large library of images. He does all types of photography and photographic services, but specializes in nature. David has a special love of the outdoors and spends a large amount of his time doing outdoor activities. He has been a Georgia resident for over 40 years but travels whenever possible, photographing wherever he visits. David has been working as a nature photographer for many years and has taught workshops with several different companies including the Great American Photography Weekends and the Showcase School. David teaches classes and leads workshops primarily in the southeastern United States.

---

## *Camera Shake—Hand Held vs. Tripod*

---

**So you think you have a really steady hand? And tripods. What for? It's just one more thing to carry around, and no matter what material they are made of, they get heavy lugging around all day. Truth is no matter how steady you think you are, you aren't. And it will show in your images. Tripods are often considered "extras" with those new to photography, even some long time photographers. To be sure there are situations and subjects where tripods may not be practical. And some locations (for example, some museums) don't allow them. But that just offers opportunities for coming up with creative ways to stabilize your camera.**

The guys on Camera Technica's Vimeo channel stuck a laser pointer on the top of a Canon 7D and took a video, showing just how much the camera moves when you're holding it or taking a picture. Unsurprisingly, there's a lot of jitter just from the tiny micromotions made by our hands. Not exactly scientific, but it's worth watching.

Think about this the next time you're about to take a shot. Can you set the camera down and/or operate the shutter remotely? It depends on your exposure settings, but it seems pretty undeniable that you'll get the best sharpness if you're not holding the thing. Here's the link to the video: [www.crunchgear.com](http://www.crunchgear.com)

*Thanks to Carl Fredrickson for passing on the article.*

---

*Meet-A-Member—Mick Finn*

---

Where do you live in Atlanta?

I live in the Northlake area.

What is your profession?

I teach English as a second language at Dekalb Tech.

How long have you been a member of SPS?

I have been a member for just over a year.

How long have you been into photography, and how did you get started?

I got started around the age of five when my grandfather gave me my first camera: a Kodak Brownie. It used roll film and only took eight shots per roll.

**Quite a contrast to today's digital cameras!**



**I have been shooting photographs on and off for years but I didn't get really serious until I joined a photography club in The Netherlands around four years ago. I think clubs really inspire me to improve my photography and to learn to 'see' in new ways. In addition, I found Europe to be a target rich environment for taking images. Since returning to the US, I have to learn to look for different photographic opportunities.**

Tell us about your equipment (camera brand, lens set up, gear etc.).

I use a Nikon D300 with a Nikkor 18-200 lens. In addition, I have a Tamron 70-300 lens. I use a Manfrotto tripod with a ballhead and have a smaller tripod I use when traveling. I have a wireless remote which is useful in many different situations and allows the freedom to move away from the camera while shooting.

**In certain situations, I'm not above using a point and shoot from time-to-time. Last year I placed third in one of the themes at last year's Shootout using the macro feature on a Panasonic Lumix camera.**

What is your favorite subjects/what inspires you?

**I enjoy many different subjects and am willing to try new and different subjects. I'm interested in doing more portrait photography. In observing many of my photos, I've noticed the absence of people in the photographs. They look more like sterile post card photos. I want to grow more in this area to include people in the images I shoot.**

If you do your own post-production work, what software are you using?

**I use Photoshop Lightroom 3.3 and Photoshop CS5. I've had this software for about a year and am continuing to learn much about using such powerful tools. I've also used Photoshop Elements for the past five years.**

Do you do your own printing? What type of printer do you use?

I do print some of my photos that I print on a Canon Pixma iP4300. Because of the difficulty printing quality B&W photos on this printer, I am considering getting a newer printer.

**Anything else you'd like to share about yourself or your photography?**

I just want to say that I am really enjoying being a member of SPS and am continuing to learn much about the art and science of photography.


### Color Print Winners May 2011

Theme-People (Not Portraits) Judge-Dustin Chambers

What we're looking for here is to have people (person) as the primary subject but not done as a formal portrait (not posed). Catch people in the act of being...people.



Greg Comstock  
**1st** "A Scary Deposit"



Ray Davis  
**2nd** "The Boxers"



© Carl Fredrickson  
Carl Fredrickson  
**HM** "Arm and Arm"



Mikki Root Dillon  
**4th** "Love Birds in Two Tiers"

Image Not Available

Jack Martin  
**3rd** "Swinging Sisters"

Image Not Available

Ron McKittrick  
**HM** "No Reservations"

## Digital Winners May 2011

Theme-People (Not Portraits) Judge-Dustin Chambers

What we're looking for here is to have people (person) as the primary subject but not done as a formal portrait (not posed). Catch people in the act of being...people.



Al Levine  
**1st** "Ride 'em Cowgirl"



Paul Shimek  
**2nd** "Mother and Children"



Cherie Truesdell  
**3rd** "The Street Performers"



Nancy Cutrer  
**4th** "Reflection"



James McCallum  
**HM** "Lori"



James Powers  
**HM** "Swirling Dervish"

# Black and White Print Winners May 2011

Theme-People (Not Portraits) Judge-Dustin Chambers

What we're looking for here is to have people (person) as the primary subject but not done as a formal portrait (not posed). Catch people in the act of being...people.

Carl Fredrickson  
**"Uncertainty"**  
1st



Kel Kyle  
**"I Got Your Finger"**  
2nd



Nancy Cutrer  
**"Transfer Station"**  
4th



Ray Davis  
**"Waiting to Spar"**  
HM

*Image Not Available*

Ron McKittrick  
**"Fashionista"**  
3rd



Travis Rhoads  
**"Preparation"**  
HM

---

*Membership News*

---

Please welcome the following new and renewing members to SPS

**Sathya Raj Michael Byler Damien Silveira Taher and Carolyn Bagheri**  
**Lauren, Robert and Ryan Reed Noelle Abent Cristine Seidell**  
**Anthony Shields**

**Congratulations to Chet Burgess!** Chet took home an Honorable Mention in the Dogwood Show at Atlanta Artists Center in April.

**Sheila McIntosh** has had a busy spring;

- Honorable mention in the Decatur Cemetery Spring Photo contest.
- An image selected for the Decatur Postcard project (a package of postcards promoting Decatur)
- An image selected for the fine arts exhibit of the Decatur Arts Festival (at the Dalton Gallery at Agnes Scott)

Nice job Sheila! She also added a comment regarding her recent winners.

“I have to give the club credit for this. SPS has been almost my sole source (and the most valuable) of learning and improvement, especially on the non-technical side of the craft. Thank you, thank you, thank you!”

And **Congratulations** and **Well Done** go out to **Jim McCallum!** Jim won an Honorable Mention in the Atlanta Audubon Society 2011 Photo Contest, Animals category. Jim’s entry can be seen at about minute 5 of the 7:28 video on YouTube. [www.youtube.com](http://www.youtube.com)

**Congratulations to Travis Rhoads.** His image “Canyon Storm” received an Honorable Mention at the 4th Annual Cumming First United Methodist Church Festival of the Arts. Also, his image “Mystic Pier” was purchased by the church for their permanent collection.

---

## 16 Behaviors of the Serious Photographer

---

*The article was written by Warren Krupsaw while traveling & photographing in Japan (1973), which will explain some dated references to film. However, the behaviors still ring true in the digital age. Thanks to John Marianna for passing along the article.*

1. Has achieved an easy familiarity with his equipment and the light sensitive materials he utilizes.  
**In other words, he's gotten enough technique under his belt to operate.**
  - Does not get hung up on technique
  - **Simplifies: carries no more than is necessary (not 'dripping with equipment')**
  - Knows the limits of his equipment (and himself)
  - Uses the best gear he can afford
2. Has developed a flexibility of approach to (or treatment of) his subject
  - **Prepared: never travels without camera. "Dresses for the occasion"** – ready to lie down in mud if necessary
  - Ability to improvise
  - Patience when required
3. Should believe that whatever he sees (excites his eye), he can photograph.
4. Instinctively frames for the strongest possible view; a compositional sense of rightness (Balance)
  - **"Composition is the strongest way of seeing"** (Edward Weston)
  - Power of Selectivity
  - Includes all that is essential
  - Excludes all that is non-essential
5. Has an Awareness of Light
  - Quantitative
  - Qualitative
6. Realizes that film is cheap
  - Better to overshoot and edit later.
  - Bracket exposure when in doubt.
7. Approaches his subject with respect
8. Is his own severest critic
  - Ruthless in editing; end result that is much stronger
  - Aware of when repeating self or copying others.
  - Concern for his work to be of Highest Possible Quality
  - **Remembers that "Artsy" rhymes with "Fartsy."**

(continued on page 8)

---

## 16 Behaviors of the Serious Photographer (con't)

---

9. Takes care not to abuse the Power of Photography.

- More than the power to record, it can interpret, convey a message, evoke emotion, inspire, depress, etc.
- Understands that photographs can lie like hell
- In portraiture: the power of choosing the right (or wrong) instant (or angle, or lighting) etc.
- Flatness of camera (monocular) vision vs. human (bi-ocular), three dimensional vision
- Time exposure: film records passages of light over time. Biological vision systems do not.

**10. Is gracious enough to accept and acknowledge successful 'Accidents'**

**11. Understands the difference between "Looking" and "Seeing"**

- "Many look, but few see."
- In seeing, one perceives (visually comprehends).

12. Strives for Perfection, but hopes never to achieve it

- The dullness (non-controversial) nature of perfection.
- "You're only as good as your last photograph."

13. Has enough self-**understanding to know what he's trying to do with his photography**

- Understands the connection between his photographs and himself.
- Realizes the danger of too close an association with any one: school, system or guru
- Knows that at some point, he must go his own way.

14. Has at least some passing familiarity with the history and Big Names in Photography

- **Enrichment of one's own experience by discovering the work and writings of past kindred spirits.**
- **No need to replicate unknowingly what's been done before his time.**

15. Should be reconciled to spending a lifetime in the determination of What Makes a Picture

- No formula solves the problem.
- **Same question as "What is Art"?**
- Pattern picture, for example, must be more than a pattern to be good.

16. Is sufficiently free from dogma to disregard any (or all) of the above which do not apply to his own special situation

---

## *Upcoming Opportunities to Show Off Your Talents*

---

### **World Wildlife Federation's 50th Anniversary Photo Contest - "Life Grows On"**

Three different categories

- Wildlife: Whether a polar bear in the Arctic or an eagle by the shore.
- Wild places: From the mountains to the prairies.
- People connecting with nature: Your favorite people in your favorite places on Earth.

The winner of each category will receive an all-expenses paid trip for two on the Classic Polar Bear Photo Adventure provided by Natural Habitat Adventure!

How it works:

- Submit your photos from April 22, 2011 through June 17, 2011. There is a \$15 entry fee to submit up to 15 photos.
- WWF judges will select the top 50 photos in each category by July 1. That means there will be 150 finalists, and each will receive a WWF hat in recognition of their amazing photos.
- Fans will vote for their favorite photo from July 2 through July 15. You can vote once per day. And everyone who votes has a chance to win a WWF reusable mug.

For official rules : [WWF Photo Contest Official Rules](#)

### **1st Annual Serenbe Photography Center Open Competition 2011**

- Scavenger hunt-format photography "shootout" competition
- Individuals (\$20) and teams up to 5 photographers (\$40)
- Awards given for top 3 images in 6 creative categories
- 9:00 am – 1:00 pm shoot & edit
- 2:30 - awards presentation and slide show of winning images

To Register: [www.SerenbePhotographyCenter.com](http://www.SerenbePhotographyCenter.com) / 770-463-9098 (Wed-Sun)

---

## *NG3C News*

---

**Don't forget the 4th Annual Photo Shootout sponsored by the NG3C and hosted by the Booth Photography Guild in Cartersville, Georgia will be this October.** Be on the lookout for announcements about the Shootout, what exactly is a Shootout, requirements, participation, and sponsors, vendors, and benefits for participating. SPS will be sponsoring a team this year.

Also, the NG3C is holding its 2nd Annual Photo and Camera Swap. Last year we had approximately 20 vendors and several hundred visitors. The Swap will be held at the Creative Arts Guild in Dalton, Georgia on Saturday July 30. More details to follow.

For more information about these events or the NG3C contact Josh Earhart ([josh\\_earhart@bellsouth.net](mailto:josh_earhart@bellsouth.net))

## Procedure for Digital Submission Image Sizing

SPS has a new digital projector. The new projector has much higher resolution, greatly expanded color gamut, and dramatically increased contrast ratio. All of our images should look much better on the screen as the new projector will handle them much more accurately.

**One change you'll notice right away**—the projector will fill less of the height of the screen. Because the picture is more oblong, keeping the sides in bounds means a shorter height.

High resolution projectors are designed for HD movie and TV content, and follow the HD specs. Our projector supports 1080p, meaning its resolution is 1920 x 1080 pixels. The old projector was 1024x768.

### Aspect Ratio Change

Aspect ratio refers to the ratio between width and height. The 35mm / APS-C size all of our standard cameras produce is 1.5 : 1, meaning the width is one and a half times the height.

**The old projector's aspect ratio was 1.33 : 1. This is why you had to either crop your horizontal images on the left and right or not quite fill the screen.**

**The new projector's aspect ratio is 1.77 : 1.** Once again your image will have to be cropped a bit top and bottom or display some black borders.

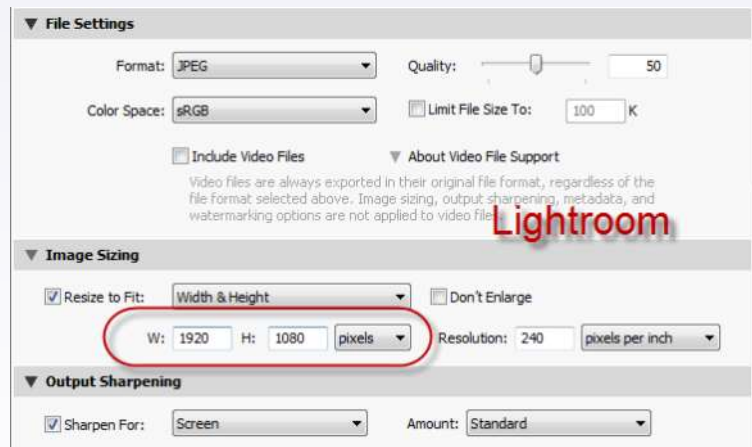
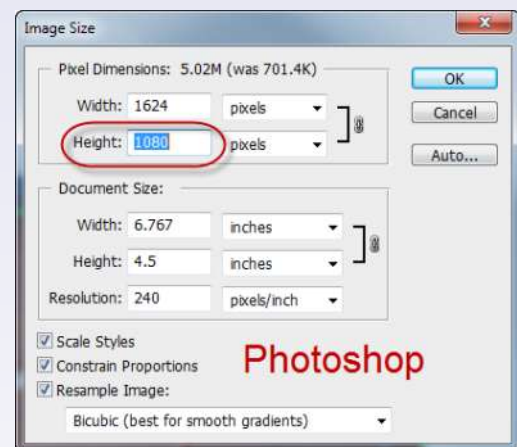

### Sizing your image un-cropped

If you want to display your image un-cropped, size it so that it fits within the 1920x1080 projector dimensions. Both horizontal and vertical images will show some black margin on the sides.

Photoshop In Photoshop, for both horizontal and vertical images set the height to 1080 and allow the width to size automatically (it should end up around 1624 for horizontal and 718 for vertical). The projector will have empty black space left and right.

### Lightroom

In Lightroom, set the Export Image Sizing to 1920x1080. These are constraints, so Lightroom will automatically size the image without cropping to fit in these dimensions.













## 2011 Competition Themes

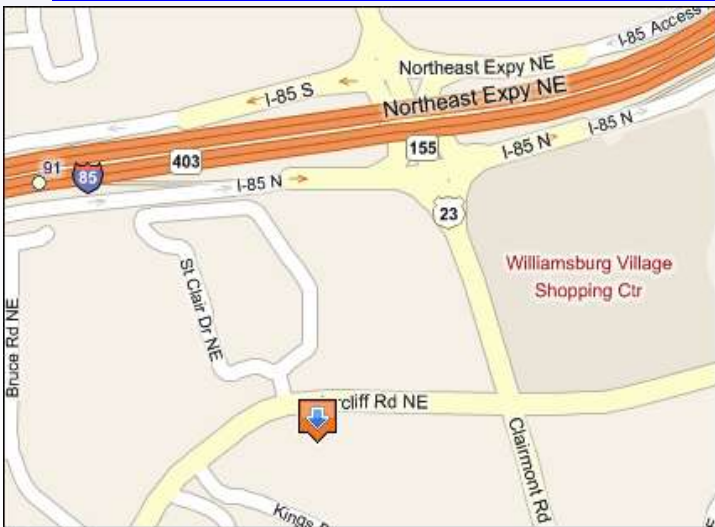
| Meeting Dates<br>Monthly / 4th Tuesday | Theme   |
|--|---|
| January 7 / 25                         | Open (Vintage): The Open competition allows photographers to enter their best work on any subject. Since this is also a "vintage" competition, the image can be from any prior year (not just within the past 12 months as for the non-vintage themes).                             |
| February 4 / 22                        | Landscape: The subject for this theme should be a natural outdoor setting showing an expansive point of view. Grand vistas with few (if any) man-made objects are what we're looking for.   |
| March 4 / 22                           | Travel: The primary criteria here is that the image must give the viewer a sense of place outside of Atlanta. This might be someplace out in the country [near Atlanta] or some far away land.  |
| April 1 / 26                           | Macro: Show us a world in that is seldom visited, sometimes too small to appreciate in any other way. Macro is extreme close-up photography – the eyes of a bee, the ridges on a coin, or some other creative subject too small for us to appreciate without your skill and vision. |
| May 6 / 24                             | Portrait (not formal portraits): <b>What we're looking for here is to have people (person) as the primary subject but not done as a formal portrait (not posed). Catch people in the act of being...people.</b>   |
| June 3 / 28                            | Churches and Graveyards: Explore the architecture and mood of these beautiful and sometimes haunting environments.  |
| July 8 / 26                            | Death and Decay: No, not CSI photos – <b>we're looking for images of deserted old buildings, rusting cars, deserted urban decay and maybe even some interesting dead trees. Since we already have a separate "graveyards" theme, let's avoid them for this theme.</b>               |
| August 5 / 23                          | Shot in the Dark: The obvious interpretation here is for an image taken in the dark, using natural or <b>artificial lighting (including light painting). However, you're free to play with the theme if you have a different interpretation.</b>                                    |
| September 9 / 27                       | Flowers: Not much to clarify here – flowers of any and all varieties in any composition you can envision.   |
| October 7 / 25                         | Patterns and Repetition: Repeating patterns is one of the strongest elements in art and something we always notice in photography. Here your challenge is to present strong repeating patterns or shapes (3 or more) in your composition.   |
| November 4 / 22                        | Sunlight and Shadow: Light and shadow is what photography is all about and in this theme we ask you to really explore that relationship by making the light and shadows the actual subject of your image.   |
| December 2 / 27                        | Members Choice: <b>Show us your best image from the last 12 months whether you've already had it in competition or not. Digital submission only – no prints – and one image per person.</b>   |

\*4th Tuesday Topics To Be Determined. And Dates Subject to Change

\*July and September Monthly Meetings are on the SECOND Friday due to holiday weekends

| 2011 Officers   |  |
|---|--|
| President<br>        | Ken Ross<br><a href="mailto:ken@kennethrossphotography.com">ken@kennethrossphotography.com</a> |
| Vice President<br>   | Mike Boatright<br><a href="mailto:f64@mikeboatright.com">f64@mikeboatright.com</a>             |
| Secretary<br>        | Cherie Truesdell<br><a href="mailto:rctruesdell@comcast.net">rctruesdell@comcast.net</a>       |
| Treasurer<br>       | Elton Saulsberry<br><a href="mailto:Elton@eltonsaulsberry.com">Elton@eltonsaulsberry.com</a>   |
| Past President<br> | Wendell Tudor<br><a href="mailto:awtudor@comcast.net">awtudor@comcast.net</a>                  |

| 2011 Committee Chairs  |  |
|--|--|
| Competitions<br>     | Ray Davis<br><a href="mailto:RDavis7939@AOL.com">RDavis7939@AOL.com</a>                    |
| Facilities<br>       | Stan Bowman<br><a href="mailto:sbowman64@yahoo.com">sbowman64@yahoo.com</a>                |
| Programs<br>         | Jack Martin<br><a href="mailto:jackmartinphoto@gmail.com">jackmartinphoto@gmail.com</a>    |
| Membership<br>      | Stephanie Scanlin<br><a href="mailto:scscanlin@aol.com">scscanlin@aol.com</a>              |
| Communications<br> | Josh Earhart<br><a href="mailto:josh_earhart@bellsouth.net">josh_earhart@bellsouth.net</a> |
| Gallery Shows<br>  | Sheila McIntosh<br><a href="mailto:runswith3dogs@gmail.com">runswith3dogs@gmail.com</a>    |



## Exposure Notes

Published monthly by the Southeastern Photographic Society  
P. O. Box 49646, Atlanta, GA 30359.

Newsletter Submittals: Information and articles for the newsletter should be submitted two weeks prior to the meeting date. Articles should be sent electronically to Josh Earhart at the email address above (please no .pdf documents).

Meeting Location: The Southeastern Photographic Society (SPS) normally meets in the Fellowship Hall of *Briarcliff Baptist Church*, 3039 Briarcliff Road, on the first Friday of each month at 7:30 PM.

Directions: Take the Clairmont Road exit from I-85. Go south on Clairmont Road toward Decatur/Emory. At first light, turn right onto Briarcliff Road. Turn left **into the drive way adjacent to the wrought iron fence adjacent to Ed's IGA and park in the lot.** An awning labeled 7'6" CLEAR covers the entrance to the hall that leads to the Fellowship Hall.