

Summer Stars N Stuff

Sean Jones

Inks Lake State Park




First Things First

- When does it get dark?
- Where is it dark?
- What do I need?
- But I don't know anything!
- What about telescopes?



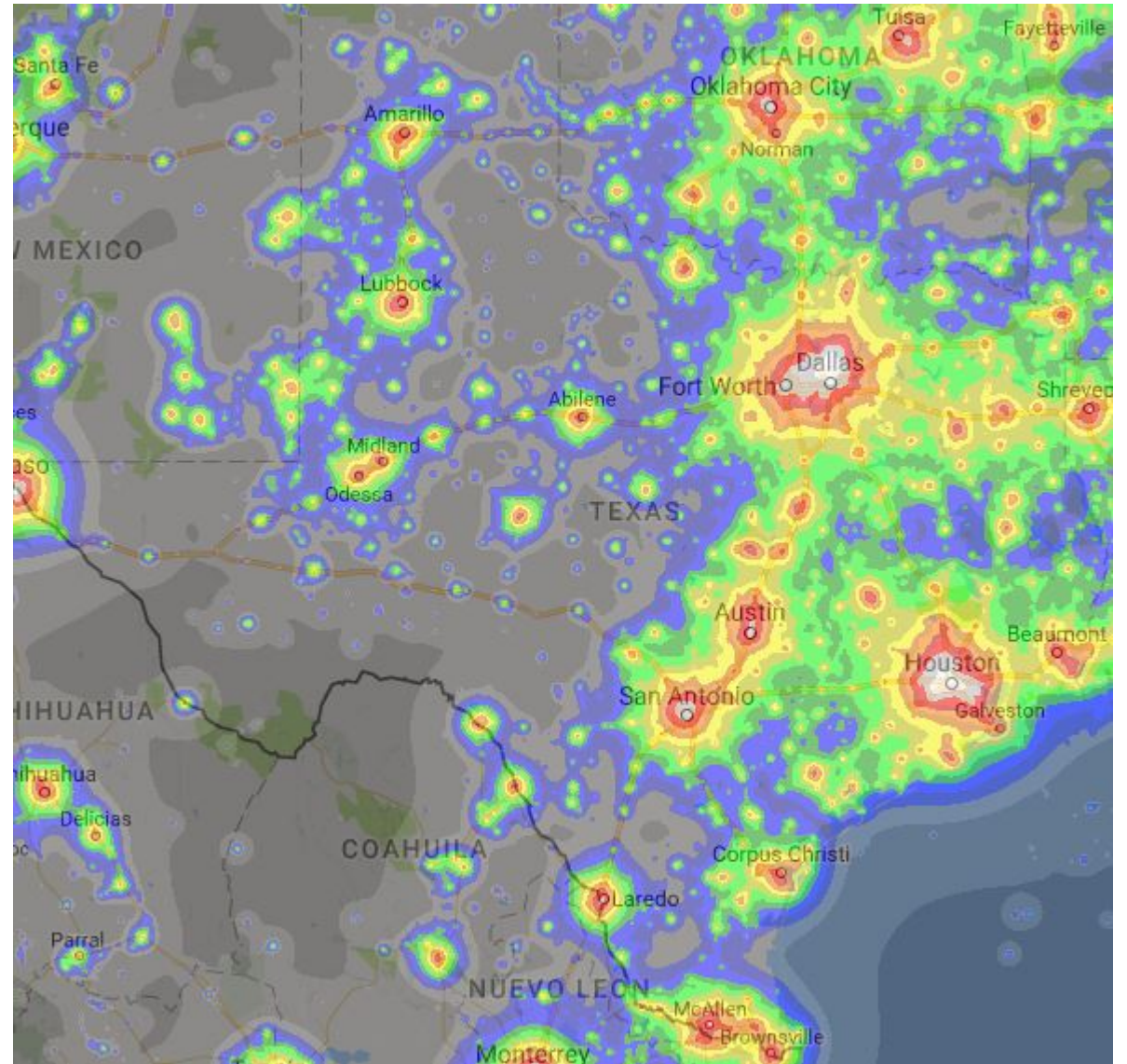
When Does it Get Dark?



- Seems like a really silly question.
- BUT, in summer it will be fairly late before you can really enjoy a dark sky, while in winter its much earlier
- General darkness times:
 - Summer: 9:30PM
 - Winter: 6PM
- Plan to pick your spot and set-up while its still daylight, best right around sunset time
- http://aa.usno.navy.mil/data/docs/RS_OneYear.php

Where do I go?

- Get away from lights!
- Parks are great
- Ranches are great
- Sorry but San Antonio and Austin are terrible
 - Thankfully you don't have to go far!




What you need...and want?

- Star Chart
 - www.heavens-above.com
 - Smart phones*
- Flashlight with filter
 - Filter can be red/green/brown...
 - Can be inexpensive and DIY
- Telescope/Binoculars
 - Moon filters are a necessity for viewing the moon
- Stuff to make you comfortable!
- Permission



I seriously don't know anything...

- Do it with your friends!
- Attend guided star parties
 - Hint Hint...we do them at Inks Lake regularly
- Don't be afraid to ask questions!
- Google stuff
- Get a cool book at a cool bookstore



Telescopes...

- Its all about diameter
 - The wider the mirror the better the image
- You don't need all the bells and whistles
 - Computer guided is great and all, but expensive
- Spend your money on quality, wide-angle eyepieces
- Moon filter is a must
- You can get a GREAT set-up for less than \$500



Our Current Night Sky!

Jupiter, Saturn, Mars

Summer Triangle

Zodiacal Constellations

Meteor Showers...

